






Prayer corner pictures



Poster made with stickers



Prayer book page illustrating a type of prayer



Prayer book page: The Our Father



Picture of God; note heavy black outlines make it easier for children to tell where features begin and end



Follow Jesus

Picture using actual photos of students in class

Year 1, Week 1

Materials:

Pictures for small felt boards (one set for each student): love, individual family members from each student's family; help, safe.

Pictures for large felt board: God, earth, love, each student, help, safe.

Sticker pictures: family, God's head, each student's head.

Other: stand-up pictures of Father, Son, Holy Spirit; 3 small candles; matches; crucifix; small felt board for each student; large felt board; 14" x 22" poster board stenciled "We are God's children;" marker.

Opening circle

- (Place stand-up pictures of Father, Son, and Holy Spirit on a table, with a candle in front of each picture; the crucifix should be placed in front of the center picture and candle. This procedure should be repeated each class.)
- Hi
- This is church school. We learn about God and Jesus (show stand-up pictures of God and Jesus from special table.) We start by talking to God (light 3 candles in front of stand-up pictures of Father, Son, Holy Spirit.)
- "Dear God, you love us and take care of us. We are your children. Amen."
- (Each student has a small felt board and set of pictures. The peer buddy should help the student locate pictures and place them on the board) Who are people who love us? (Student's name), Mom (picture of student's mother) loves (love picture) you. (Student's name), your Mom loves you ... (repeat for each student, with pictures of each member of student's family.)
- (Using the large felt board.) This is a picture of God (God picture.) God made everything (earth picture). God loves (love picture) (student's name) (student's picture) (repeat for each student).

Teacher script, showing what materials are needed,

Mass



Cover of Mass book

16.



Homily

Talk about Jesus (Homily)

17.



we believe in God, Jesus, Holy Spirit

We believe in God, Jesus, and the Holy Spirit (Nicene Creed)



Amen

yes

18



pray for God to help

Pray for God to help



Lord,



hear



our



prayer.

God listen, please.


19.



give God a present of bread and wine

Give God a present of bread and wine.

Mass book page



A sacrament is a special time at church. It is a time when we think about God and Jesus. We think about how God and Jesus love us.

Schedule for Reading Social Stories in Preparation for First Reconciliation and First Communion

(All stories should be read at least weekly unless otherwise indicated)

October	“What do we do at church?”
November	“What is a sacrament?”
December	“What is Christmas?”
January	“What is reconciliation?” (Read this <u>twice</u> a week)
February	“What is a sacrament?”
March	“What is Easter?”
April	“What is the Eucharist?”

Other stories included in the Social Story packet are “Why do we pray?” and “Where do people go when they die?” There is no particular time indicated for reading these stories. However, a child needs a general notion of what prayer is and why we pray before making the sacrament of Reconciliation. Similarly, some understanding of death is necessary before one can attempt to explain Easter.

The Social Story program is a home-based curriculum; however it is the primary means of preparation for the sacraments of Reconciliation and the Eucharist. Therefore it is essential that the stories be read on a regular basis. Reading a story before leaving for Mass helps the child make the connection to church, and is one way of sticking to a regular schedule of reading.

For a child to get the most out of this program, the stories should be personalized. For instance, it helps to place a picture of your child on the boy’s head in the “What is reconciliation?” story. This need not be glued on; you can hold a picture of your child’s head on a given page while you read that page.

Try not to abandon the stories after the First Communion year is over. One strategy is to continue to read the Christmas and the Easter stories for a month before those holidays. Another is to give the child a choice of a story to read before Mass every week. The more they are read, the more meaning they give to a child’s religious experience.


Social story schedule for sacramental practice

Reconciliation card



**I am sorry when
I make God sad.**

I will



try



help



listen



be nice



**The Picture Communication Symbols
©1981-2010 DynaVox Mayer-Johnson are
used under contractual agreement. All
rights reserved worldwide.**

To learn more, please go to:
<http://www.mayer-johnson.com/>